

# Visuline® 2400.3 Series with DisplayLight™ Surface Mounted Display



## SUBMITTED FOR APPROVAL

This product is scheduled for shipment the week of :

Date \_\_\_\_\_

Production cannot begin until one (1) copy of these drawings is returned with your signature of approval by :

Date \_\_\_\_\_, otherwise rescheduling will be necessary. Drawing revisions may also require rescheduling.

Retain \_\_\_\_\_ Set(s)

Return \_\_\_\_\_ Set(s)

## Customer Approval Required *(Check appropriate box)*

Purchaser \_\_\_\_\_

By (Print name & title clearly) \_\_\_\_\_

Signature \_\_\_\_\_ Date \_\_\_\_\_

Approved for Production

Approved as noted

Not approved  
Resubmit with changes  
Product subject to rescheduling

## FOR REFERENCE ONLY *(Customer Waives Approval)*

### Production Has Begun

This product is scheduled for shipment the week of :

Date \_\_\_\_\_

It is understood that customer, in waiving formal approval procedure, assumes full responsibility for the specifications, dimensions and details included herein.

## APCO Use

Project Name \_\_\_\_\_ **APCO Order No.** \_\_\_\_\_

Customer Order No. \_\_\_\_\_

Original Submittal Date : \_\_\_\_\_

Prepared by (Print clearly) \_\_\_\_\_

Revision (Date) \_\_\_\_\_

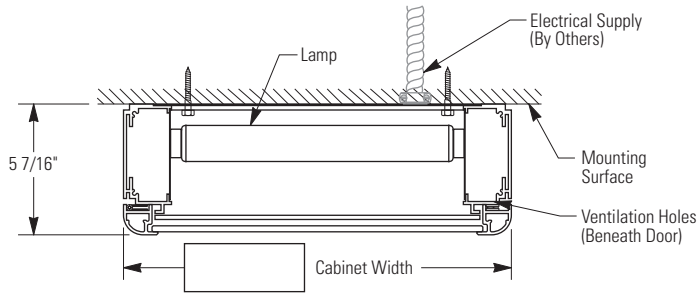
All design rights reserved.

# Visuline® 2400.3 Series with DisplayLight™ Surface Mounted Display

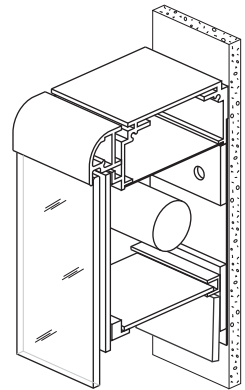


## Product Details

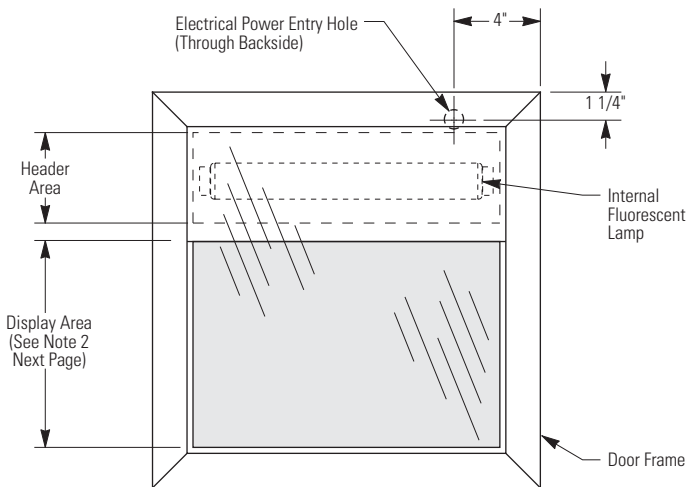
### Section : Plan View



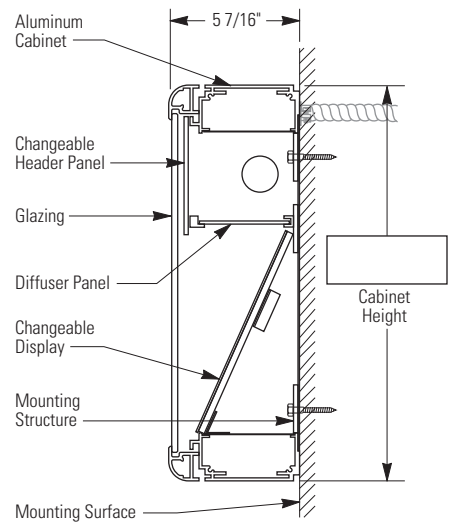
### Cut-away Isometric View



### Elevation : Front View

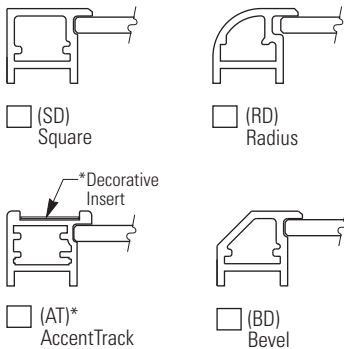


### Section : Side View



### Door Profile Options

All shapes available in aluminum. Brass available in SD & RD only.



\* AccentTrack door accommodates insert materials 1" wide and up to .090" thick, furnished either by APCO or by customer.

# Visuline® 2400.3 Series with DisplayLight™ Surface Mounted Display



## Specifications

### Product

- Interior Use
  - Exterior Use
- Size: H. \_\_\_\_\_ W. \_\_\_\_\_ D. 5-7/16"
- Estimated Weight \_\_\_\_\_

### Door Frame Shape

- Square  AccentTrack
- Radius
- Bevel

### Hinge Location

- Left
- Top  
*(Opens approx. 60°, 75° or 90°, depending on door size & shape)*
- Other \_\_\_\_\_

### Door Locking Device

- 3M "Dual Lock" Fastener *(Included)*
- Keyed Plunger Lock

### Glazing

- Clear Tempered Safety Glass  
*(See Note 2)*

### Cabinet Back Plate

- Aluminum *(Std. for Anodized Finishes)*
- FRP *(Std. for Exposed Back Plate with Painted Finish)*

### Note 1

Display area is calculated by subtracting 10-13/16" from cabinet height and 4-1/16" from cabinet width.

$$\frac{\text{Cabinet Height}}{\text{Cabinet Height}} - 10 \frac{13}{16}'' = \frac{\text{Display Height}}{\text{Display Height}} \quad \frac{\text{Cabinet Width}}{\text{Cabinet Width}} - 4 \frac{1}{16}'' = \frac{\text{Display Width}}{\text{Display Width}}$$

### Note 2

Clear glass has a natural slight green tint. Though typically unnoticeable, it may affect the appearance of certain colors. Composite glazing (i.e. Acrylic, Lexan, etc.) is not used. These materials are not as strong as tempered glass, they are more vulnerable to scratches and expansion enhances imperfections in their natural uneven and wavy surfaces.

### Note 3

All display components are available for interior use. Refer to Product Technical Manual for those components approved for exterior applications.

### Finishes

#### Door

- Natural Satin Anodized
- 313 Dark Bronze Anodized
- 315 Black Anodized
- Other \_\_\_\_\_

#### Housing

- Natural Satin Anodized
- 313 Dark Bronze Anodized
- 315 Black Anodized
- Painted \_\_\_\_\_  
*(Req'd. when FRP Back Plate is spec'd.)*
- Other \_\_\_\_\_

#### Cabinet Back Plate

- Finished to match housing
- Other \_\_\_\_\_

### Electrical

#### Voltage

- 120V, 60Hz *(Std)*  277V, 60Hz
- Amperage \_\_\_\_\_

#### Power Entry

- Upper Right Corner Thru Backside  
*(Standard)*
- Other \_\_\_\_\_  
*(Show on "Product Details" page)*

#### Lamps

Type \_\_\_\_\_

Quantity \_\_\_\_\_

### Special Comments

---

---

---

---

---

---

---

---

### Component Information

See Notes 1 & 3

- Single Component Configuration
- Multiple Component Configuration  
*(Provide Format)*

#### Header

- 6" *(Illuminated Height - Standard)*
- Other \_\_\_\_\_
- Illuminated  Non-Illum.  Blank

#### Directory

##### Informer Message Strips *(Molded Plastic)*

- I-50; 1/2" x 9"  
Color: \_\_\_\_\_ Total Qty.: \_\_\_\_\_
- I-100; 1" x 9"  
Color: \_\_\_\_\_ Total Qty.: \_\_\_\_\_

#### Accord15™ SignBands

Part Code	Length	Color	Qty.

#### Accord15™ SignBands w/ Paper Insert

Part Code	Length	Color	Qty.

#### Maps or Plans

Size: H. \_\_\_\_\_ W. \_\_\_\_\_

#### Magnetic Board

Size: H. \_\_\_\_\_ W. \_\_\_\_\_

Color: \_\_\_\_\_

#### Cork Board

Size: H. \_\_\_\_\_ W. \_\_\_\_\_

Color: \_\_\_\_\_

#### Fabric Board

Size: H. \_\_\_\_\_ W. \_\_\_\_\_

Color: \_\_\_\_\_

#### Custom Components

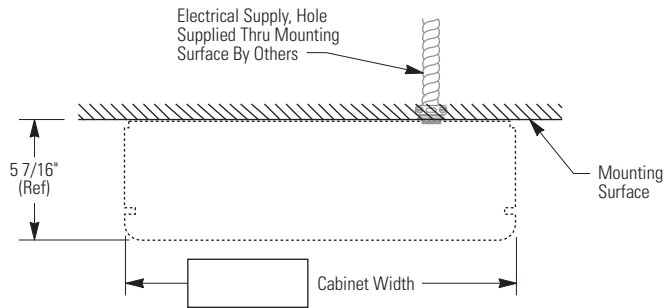
- Complete Specifications Provided

# Visuline® 2400.3 Series with DisplayLight™ Surface Mounted Display



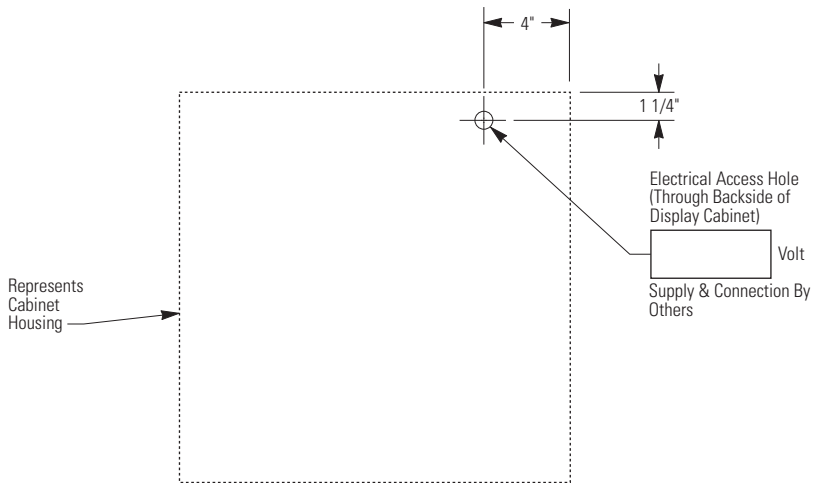
## Installation / Mounting Details

### Section : Plan View



**IMPORTANT :**  
**APCO IS NOT RESPONSIBLE FOR DESIGN OR CONSTRUCTION OF WALL STRUCTURE OR MOUNTING SURFACE.**  
Adequate wall structure for mounting directory must be provided by others.

### Elevation : Front View



### Section : Side View

